



# PACKING & PREPARATION TIPS

---

- 📦 When packing a box, the goal is to eliminate any and all movement within the box. The best way to do so is to use bubble wrap or paper to fill any empty space. Shifting during transport is a leading cause of damage during the moving process.
- 📦 Bonus Tip: Soft home goods such as blankets and pillows can be used as great fillers to eliminate empty space and minimize shifting during transport.
- 📦 Be sure to have plenty of packing paper to wrap your fragile items! Glass items require 2-3 sheets for the best protection.
- 📦 Heavy and fragile items should always be packed in small boxes or bins as the weight can add up quickly. This includes your kitchen dishes, china, glassware, books, decor and other heavy or fragile items.
- 📦 We always recommend that your most sensitive items are transported in your personal vehicle.
- 📦 When packing clothes, wardrobe boxes are a great option and offer the best protection as items remain on their hanger. No folds or creases in your valuable pieces.
- 📦 Reusable moving bins are long enough to also allow for leaving clothes on hangers as a sustainable option!
- 📦 Fill your suitcases with your remaining folded items. This is a great way to utilize all the space that you have available. No suitcases? Our reusable plastic moving bins are perfect for folded clothing!
- 📦 Bonus Tip: Save on space by vacuum sealing your clothing prior to packing into suitcases, boxes, etc.
- 📦 When preparing appliances, make sure all water lines, cords, cables or any other connection has been turned off and unplugged.













# PACKING & PREPARATION TIPS

---

## Preparing Furniture

-  When preparing items that have drawers or cabinets, the drawers and cabinets should be emptied. The added weight and movement can add to damage during transport.
-  If there are any drawers or cabinets on the piece, they should be secured shut with wrap or moving bands. Never tape any drawers or doors shut on a piece of wood furniture.
-  Remove the legs. Legs are most likely to be damaged during transport. Be safe by removing legs if possible. Be sure to blanket and wrap or moving band any removed legs for added protection.
-  The best way to protect your mattress and box spring is to purchase a mattress bag for each piece. Once the mattress and box spring are put into the bag, seal with packing tape.
-  Unscrew the headboard, footboard and bed frame. Store the screws and bolts in a seal-able labeled bag. Blanket and wrap or moving band all pieces together to protect.
-  **Bonus Tip:** Always include the sealable bag of bolts and screws in the wrapping of the item to avoid misplacing! Just lay the bag on the items and wrap around the item and the bag together.
-  If shelves are not secure to the frame of your bookcase or hutch, remove the shelves. Use blankets and wrap or moving bands to protect and hold shelves together separately from the frame.
-  When preparing your rugs for transport, be sure that they are rolled as tightly as possible to keep the rug from bending in the middle. Once the rug is rolled, use wrap or moving bands to secure the entire rug.





# PACKING & PREPARATION TIPS

---

- 📦 Prior to preparing your sofa, it is best to disassemble any removable parts such as legs and cushions. Protect your seat cushions and throw pillows by placing them in large outdoor trash bags.
- 📦 Bonus Tip: Use your bagged cushions and pillows as fillers to remove empty space when packing the truck!
- 📦 Dining tables should always be disassembled for most efficient packing and protection, be sure to blanket and wrap or moving band for added protection!
- 📦 Dining chairs should always use blankets and wrap or bands due to fragility. Pack these on the top or front of the truck as they can not handle much weight stacked on them during transport.
- 📦 Always take into consideration climate and humidity when packing fragile wood furniture items.

## Electronics

- 📦 When packing electronics, unplug everything and keep the cords separately to prevent damage during transit. If you have the original packaging, you are way ahead of most, use the original box for the most secure packing. As most do not, use TV Boxes or using blankets and wrap to keep your fragile items protected.
- 📦 The TV wall mount or stand should always be removed from the TV to avoid damage.
- 📦 Speakers can be packed in boxes as long as they are blanketed and wrapped for protection. As always, make sure there is no empty space in the box to avoid shifting during transport!
- 📦 Video game consoles & computers can be packed the same as speakers if original packaging is not available. We recommend that you keep items like this in your car, where the temperature does not vary as much as it would in the back of a box truck.





# PACKING & PREPARATION TIPS

---

Remember, when using Move Mountains LLC for your moving services, disassembly & reassembly of standard household furniture items, blankets, mattress bags & wrap or bands, and the protection of furniture items is included in your moving service!

Additionally, we have a team of expert packers and a supply of reusable moving bins for rent. Ask us about these services for your move!

